




Features and Benefits Pfaff creative vision “The more you want the more you get”


 = quilting advantage

Top features:

Spacious creative vision – redefining space

-  • **Large sewing space.** The creative vision is the perfect sewing machine for quilters, home dec sewers, fashion enthusiasts – anyone who creates. The sewing area to the right of the needle has been super-sized for sewing huge amounts of fabric and batting.
- **Largest embroidery area.** The creative vision features the largest embroidery hoop area in the home sewing industry - up to 360 x 350 mm for your unique, personal creations.
-  • Select from over **500 stitches** including 200 that are brand new. A huge variety of beautiful stitches including 9 mm wide decorative stitches, up to 52 mm wide Maxi Stitches and all can be combined and/or edited. Plus new stitch types such as pearl and edge stitches.
- **USB connection** – Transfer embroidery designs between your creative vision and your computer with the USB embroidery stick or USB cable for unlimited memory.

Bright creative vision – redefining brightness

- The **Pfaff High Definition Screen** is brilliant! The HD color touch screen with high end resolution displays stitches in actual size and embroidery designs in 3D true color. The intuitive screen layout is clear, well-designed, and easy to use.
-  • **Custom LED lights.** Optimized bright lights illuminate the entire work area with no shadows. Adjust the intensity and color of the light for your room and fabric color. Your designs come to life.

Precise creative vision – redefining precision

-  • **The original IDT!** Integrated Dual Feed only from Pfaff for over 35 years! Absolutely even fabric feed from both the top and the bottom.
-  • **9mm high quality stitches** –unique and beautiful high quality stitches including some that look like vintage hand work.
- **Precise positioning** only from Pfaff - place every embroidery design exactly where you want it. Combine designs and elements to create embroideries of unlimited size quickly and easily.

Creative creative vision – redefining creativity

- **Shaping with automatic stitch building.** Decorative stitches combine for truly creative borders and shapes instantly for beautiful unique dimensional designs. Choose from built in distinctive shapes such as stars and flowers or create your own.
-  • With the exclusive **Stitch Creator** from Pfaff, you can create new stitches or edit built in stitches for unlimited creativity.
-  • **Choose from a variety of stitch menus including** Utility stitches, Quilt stitches, Needle art stitches, Decorative stitches, Maxi stitches, Sewing techniques. All enhance your creativity.

More features at a glance:

1. **Tapering on all 9 mm decorative stitches!**
Taper at the beginning and/or at the end of any stitch. Change angle of taper for unlimited creative opportunities.
2. **All stitches can be sewn in the embroidery hoop** to create unique embroidery designs
3. **Resize or Scale** – Change the size of your embroidery design, on HD screen. Resize to keep stitch density by recalculating stitch count or scale to change size up or down without changing stitch count.
4. **Patchwork program** – Sew your seam and the creative vision will remember the seam length to repeat over and over. Use with utility or decorative stitches for special effects.
5. **Two Free-motion modes** – sensormatic or spring foot free-motion quilting, thread painting, or darning.
6. **Multi-select designs/grouping** – Select one, several or all designs on the HD screen in embroidery to move or adjust the designs. They don't even have to be in order.
7. **Change embroidery colors** – Change the thread colors in the embroidery and/or background colors on the HD screen and see your embroidery in 3D view.
8. **Color block sort and color block merge**
– Color block sort will reorder the colors so all of the same color are grouped together. Color block merge ignores the stops within the identical thread color.
9. **Jump to stitch** – enter the stitch number to jump to a specific stitch in embroidery.
10. **Automatic presser foot lift** raises the presser foot instantly when the needle is set to stop down and/or at the end of a seam after a thread snip.
11. **Program sequencing commands** – Program Stop, Thread Snip or Tie-off into a stitch sequence. Your sequence does exactly what you want – every time.
12. **Start/stop - sew without the foot control** makes sewing long seams, free-motion, and embroidery easy.
13. **AutoSave current state** – Set to periodically save embroidery stitch number and position plus automatically saves personalized adjustments to continue your embroidery later.
14. **Save current state** lets you stop at any stitch in your embroidery and save all settings.
15. **Sensormatic buttonhole** – Buttonhole columns are sewn in the same direction for precise stitch quality.
16. **Thread Snips**—Automatically cuts top and bobbin thread and pulls thread ends to the wrong side of fabric. Automatically cuts after buttonholes. Program cuts in sequences. When embroidering it only cuts the top thread!
17. **Speaker** – Sound settings on your creative vision can be personalized.
18. **Use an optional external mouse** – to navigate your HD screen.
19. **Connect USB devices** via two USB ports. Use optional external CD drive or optional USB hub
20. **Personalize your creative vision** – enter your name into creative vision, select your language, select your personal start stitch, download personal sounds, save favorite stitches and settings etc.
21. **Browse your computer from your creative vision** – Search for design files easily.
22. More than **200 fantastic embroidery designs** created by fashion designers for the Pfaff creative vision.
23. **4 built-in embroidery fonts** – 3 different sizes and with scaling possibilities in Upper case, lower case plus numbers and symbols.
24. **4D QuickFont included** – Use your computer

and 4D QuickFont to change TrueType fonts unlimited from your computer into embroidery fonts.

25. **4D organizer** – A program for your computer to organize your design files in your computer, turns designs into an image file, prints catalogues and more
26. **Quick reference card** – Handy laminated sheet with key information.
27. **Automatic feed dog drop** lowers the feed dogs for special techniques and embroidery.
28. **Extra presser foot lift** – Raise the presser foot to its highest position and the feed dogs will lower automatically so thick fabrics can be placed easily under the presser foot.
29. **Adjustable presser foot pressure** - for specialty fabrics and techniques.
30. **Speed Ranges** – Adjust sewing speed and your creative vision remembers your choice. Reduce the maximum speed for specialty threads or techniques.
31. **Twin needle program** – Enter twin needle size to automatically adjust the stitch width. The HD screen shows exactly how the twin needle stitch will look.
32. **Single stitch program** - set exact number of stitches or sequences you wish to sew.
33. **Sewing techniques** Use your creative vision for special sewing techniques – already built in!
34. **Quick help system and alphabetical Index help**—touch quick help icon or index help for built-in advice.
35. **All information is shown on the HD screen** with easy to understand icons.
36. **Stitch restart** – begin sewing at the beginning of a stitch, sequence or embroidery.
37. **Stitch width safety** – limits stitch width to center needle straight stitch while using straight stitch needle plate and/or straight stitch foot to prevent needle breakage.
38. **Needle up/down** – Set needle to stop up or down in the fabric for pivoting, appliqué and more.
39. **Maxi stitches** – up to 52 mm wide built-in stitches for beautiful embellishment.
40. **Mirror image** – side to side and end to end for even more creative possibilities.
41. **Sew with embroidery unit on** eliminating the need to remove embroidery unit when sewing.
42. **Zoom in / Zoom out** – for exact placement of designs, stitch points etc.
43. **Embroidery Grid** – makes customizing on the HD screen simple and precise.
44. **Basting in the hoop** – Baste fabric to a stabilizer that is already hooped. Also great for knit fabrics or other fabrics that you do not wish to hoop.
45. **Hoop positions** – touch icon to position the hoop to change the bobbin, cut jump stitches, trim around an appliqué or to go to the center of the design.
46. **Electronic thread tension** – makes sewing simple. Best tension is set electronically for stitches, techniques and embroideries.
47. **Thread tension is always visible on screen** – for easy adjustments for specialty threads and techniques.
48. **Three built-in accessory trays** – Large trays to keep accessories close at hand with removable compartments for presser feet and bobbins and – even one in the embroidery unit
49. **Stylus holder built-in!** – Keeps your stylus at your fingertips.
50. **Button Ruler** – Use button ruler on creative vision lid to measure button size. Set button size on HD screen and sew as many precise buttonholes as you need
51. **German innovative design**
52. **Electronic Knee Lift** – raises the presser foot with an easy movement.
53. **Jam proof rotary hook** - no threads caught in bobbin area.
54. **Top and bobbin thread sensor** – alerts you when bobbin or needle thread is low.
55. **Separate bobbin winding motor** – you can easily wind a bobbin while sewing or embroidering.
56. **Bobbin winding from the needle** - no need to rethread to wind bobbins.
57. **Personal files** – save your personal stitches, sequences or designs in your personal file folders to sew them again whenever you wish.
58. **Two built-in spool pins** – for twin needle sewing, specialty sewing, bobbin winding while sewing or embroidering.

- 59. **Large stitch plate** features seam markings for perfect guiding to the left or right of the needle.
- 60. **Pfaff embroidery carrying case** is included to carry and protect you embroidery unit.
- 61. **Wireless Connectivity** via Stitch Link
- 62. **Accessory Feet included** – 0A Standard with IDT, 1A Fancy stitch foot with IDT, 2A Fancy stitch foot, 3 Blindhem foot with IDT, 4 Zipper foot with IDT, 5A Sensomatic buttonhole foot, 5M Manual buttonhole foot, 6A Sensomatic free-motion/Embroidery foot, 7 Rolled hem foot with IDT, 8 Maxi-stitch foot.
- 63. **Embroidery Hoops included** - creative 120 Square Hoop (120 x 120), creative Master Hoop (240 x 150), creative Deluxe Hoop (360 x 200). Quick release on all hoops makes re-hooping simple.
- 64. **Updateable via the Internet.**

Stitch categories:

- Utility stitches:** Essential stitches, Overcast stitches, Buttonholes, Eyelets, Darning and Bartacks
- 63. **Quilt stitches:** Hand-look stitches, Antique quilt stitches, Stippling stitches, Crazy patch stitches
- Needle art stitches:** Cross stitches, hemstitches, Antique hand embroidery stitches, Smocking stitches
- Decorative stitches:** Scallop edges, Satin stitches, Leaves and flowers, Art stitches, Ornamental stitches, Bows and hearts, Fun stitches, Borders
- Maxi stitches:** Scallop and satin stitches, Leaves and flowers, Art stitches, Fun stitches, Stippling stitches, Maxi 1 (monogram), Maxi 2 (monogram)
- 63. **Sewing techniques:** Candlewicking, Pearl and edge stitches, Hand-look quilt stitches, Embroidery hoop stitches, Four direction sewing

